


SCM TOPKIT H3/36B

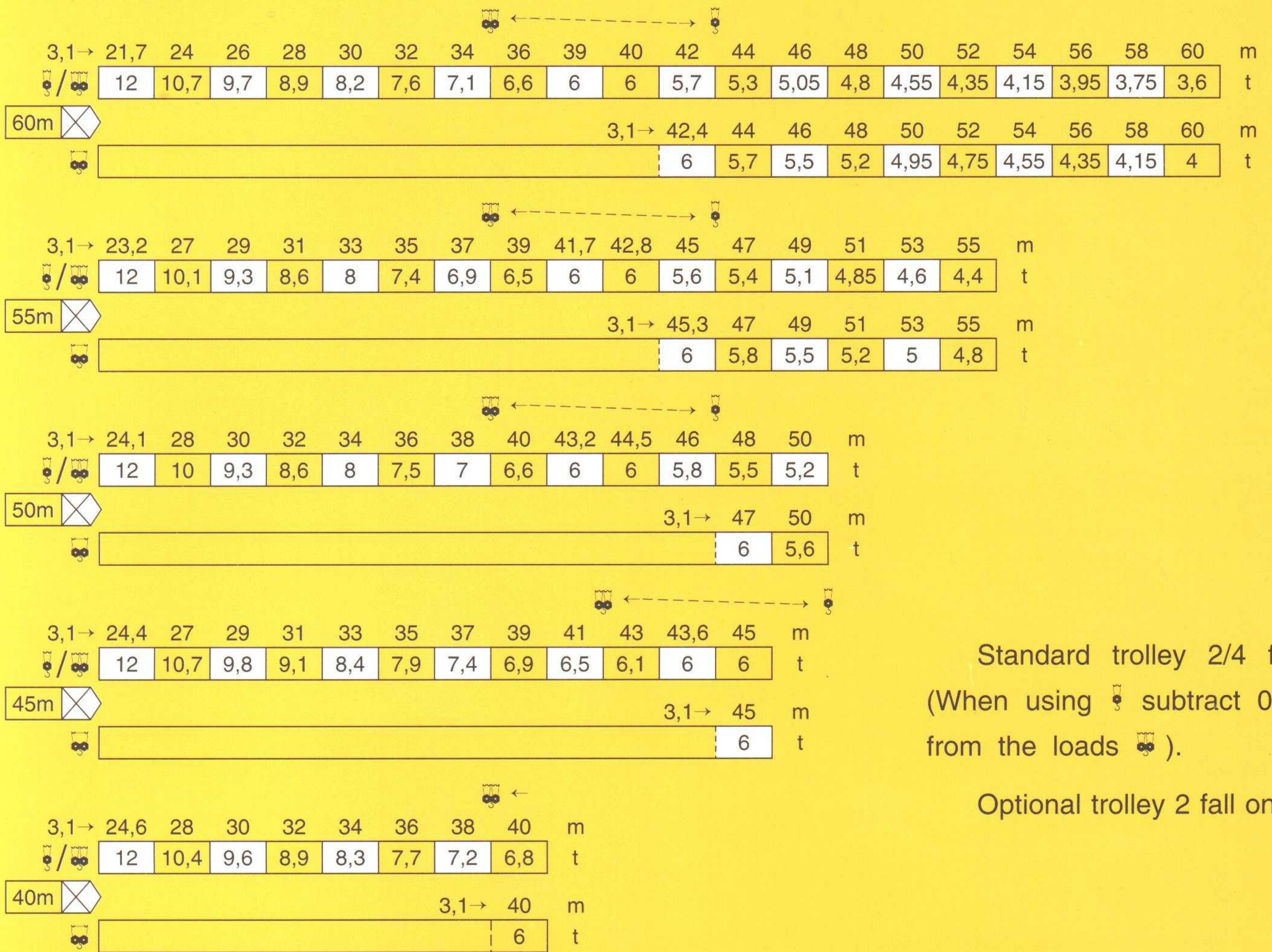
SCM TOWER CRANES



ISO9001-94-GB/T19001/-94 REGISTRATION NO. 1196A016

Load Distribution

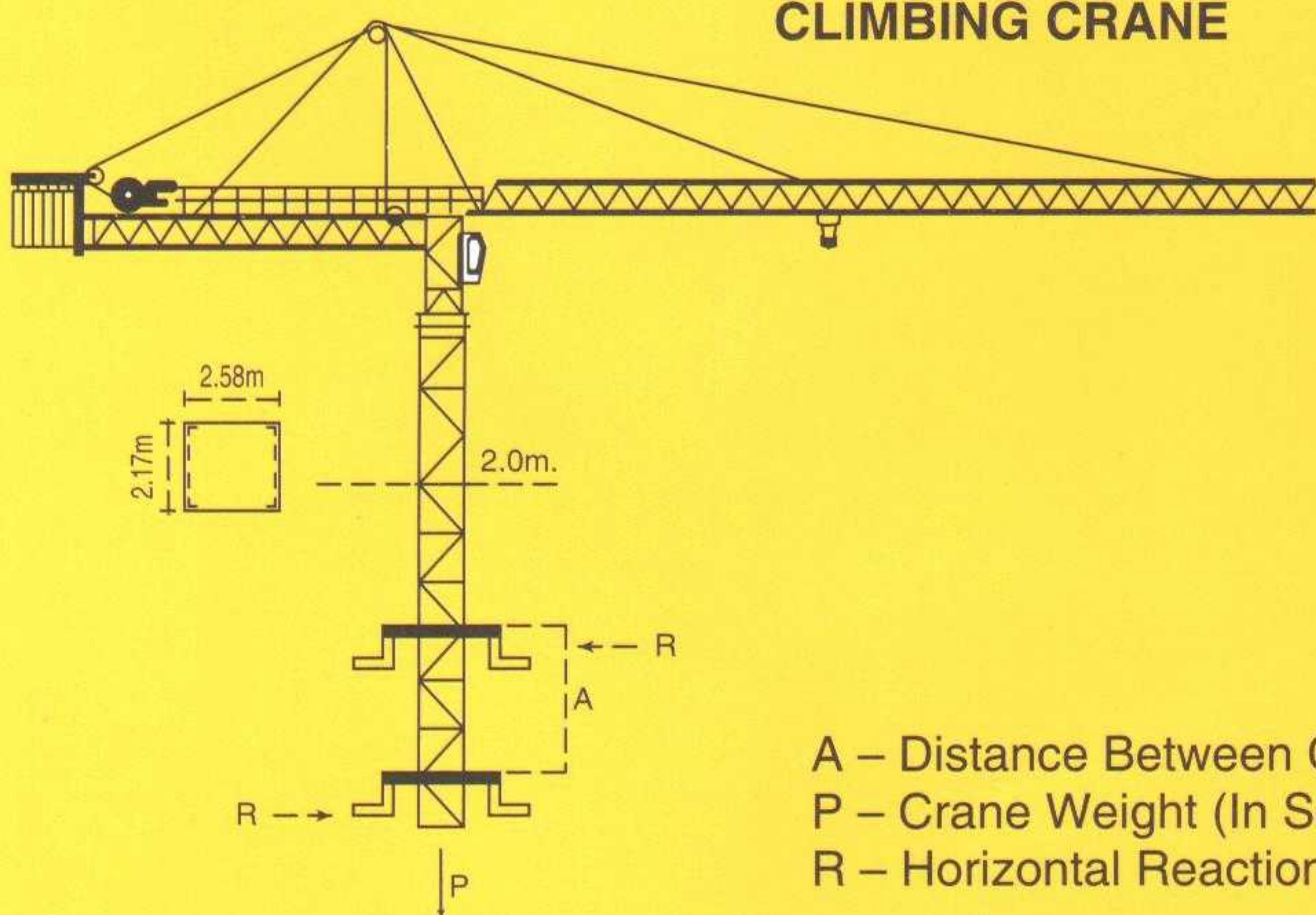
Jib



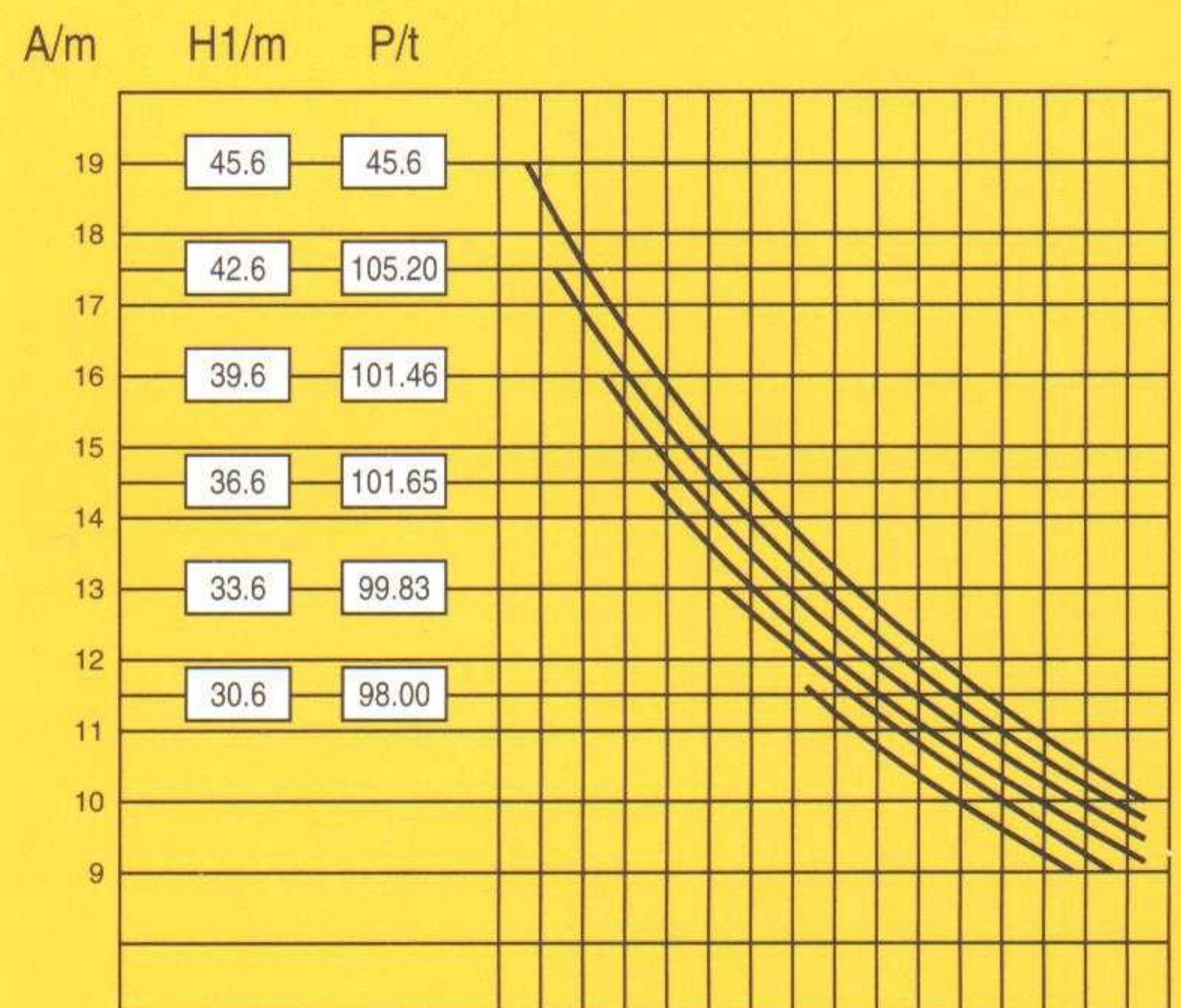
Standard trolley 2/4 fall
(When using subtract 0.2t from the loads).

Optional trolley 2 fall only.

CLIMBING CRANE



A – Distance Between Collars
P – Crane Weight (In Service)
R – Horizontal Reaction



16 17 18 19 20 21 22 23 24 25 26 27 28 29 30 31 32

SCM H3/36B Tower Cranes are manufactured under transferred technology from “POTAIN” (FRANCE), per technology transfer agreement No. “84MGS-161015CF”, and the design, production and testing method and technology are in conformity with and accepted by “POTAIN”, France, in 1989.

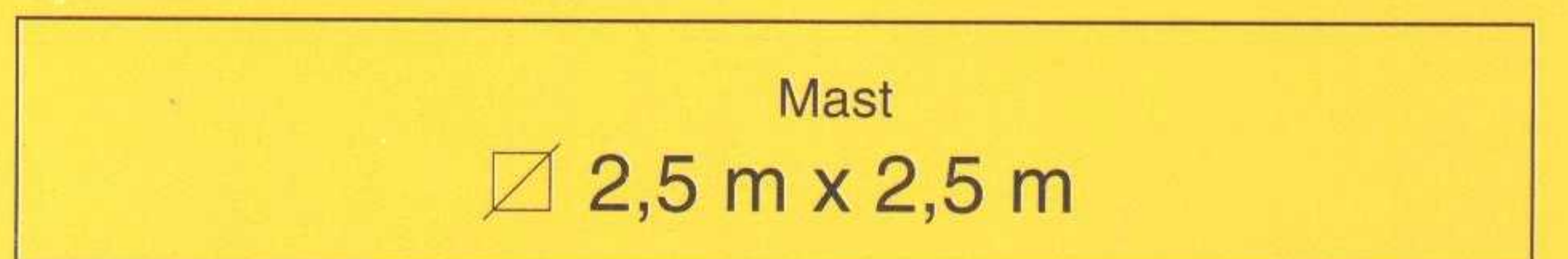
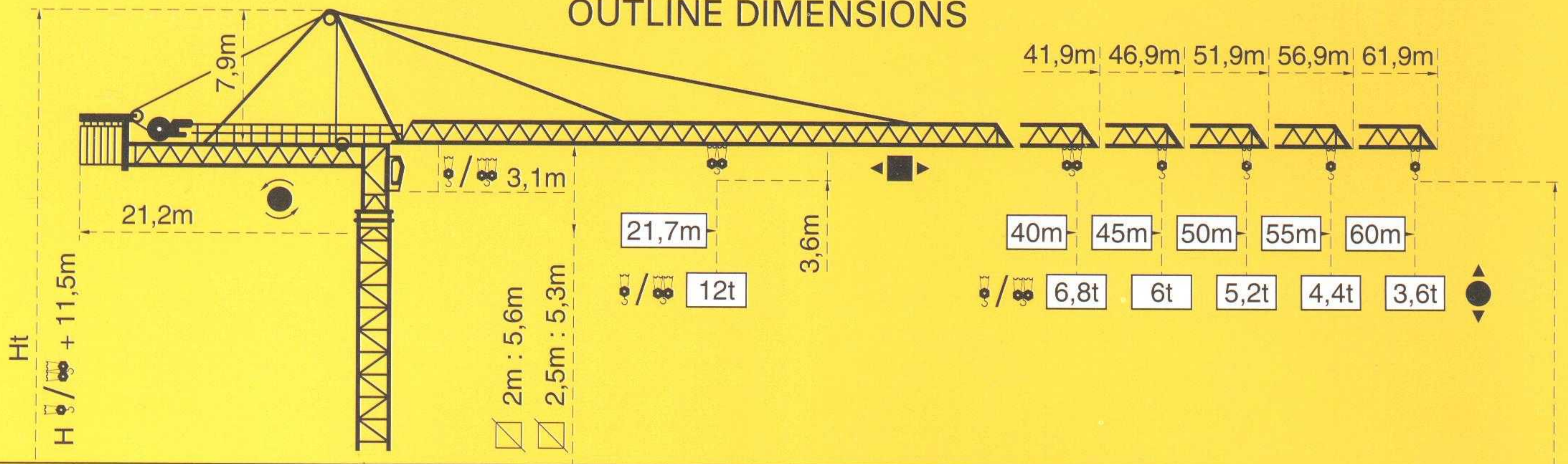
The Cranes are up to NFE 52081 (FRANCE) and din 15018 (Germany) standards and awarded “THE NATIONAL BEST QUALITY PRODUCT” in PRC in 1990.

SCM H3/36B Tower Cranes can be chassis-mounting for rail travelling, stationary or anchored to and climbing within the building. The maximum hoisting height of the anchoring type is 205 meters.

SCM TOPKIT H3/36B

SCM TOPKIT H3/36B

OUTLINE DIMENSIONS



PA 654

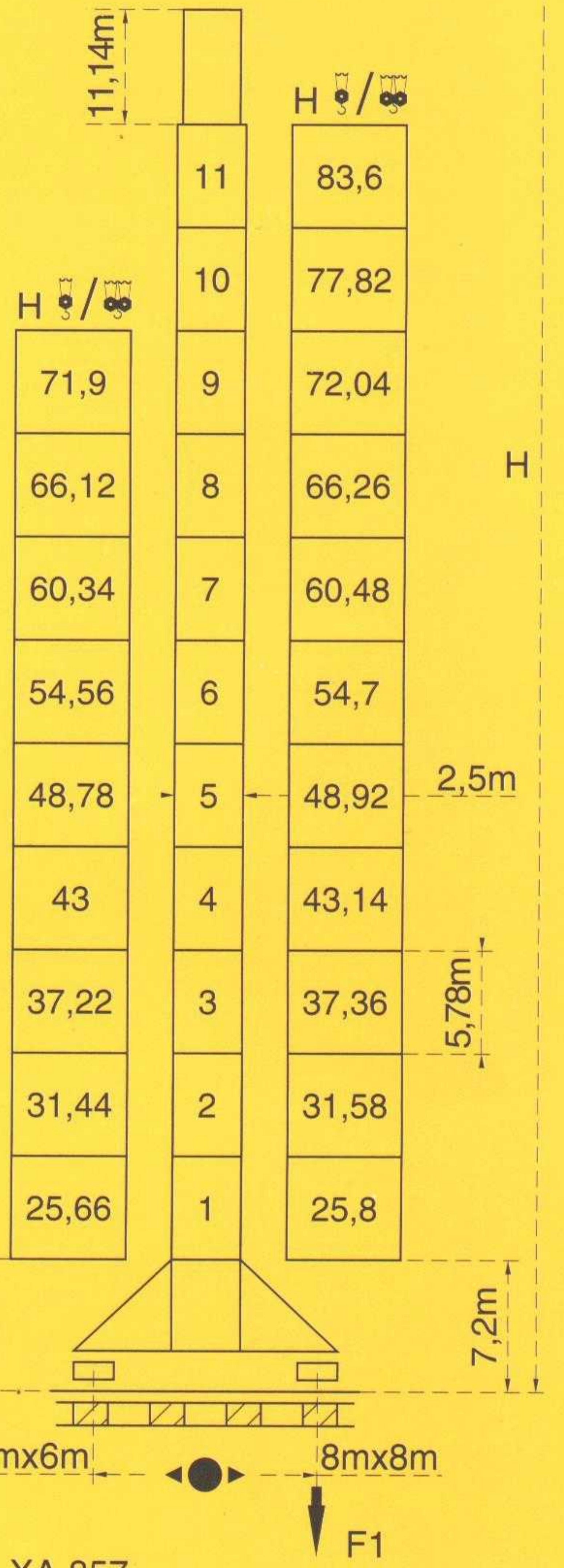
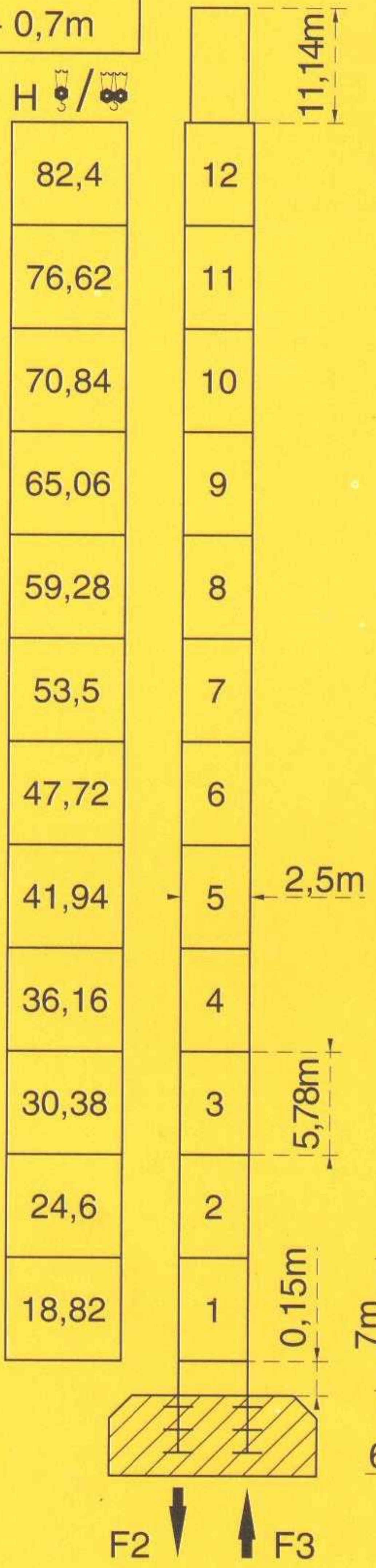
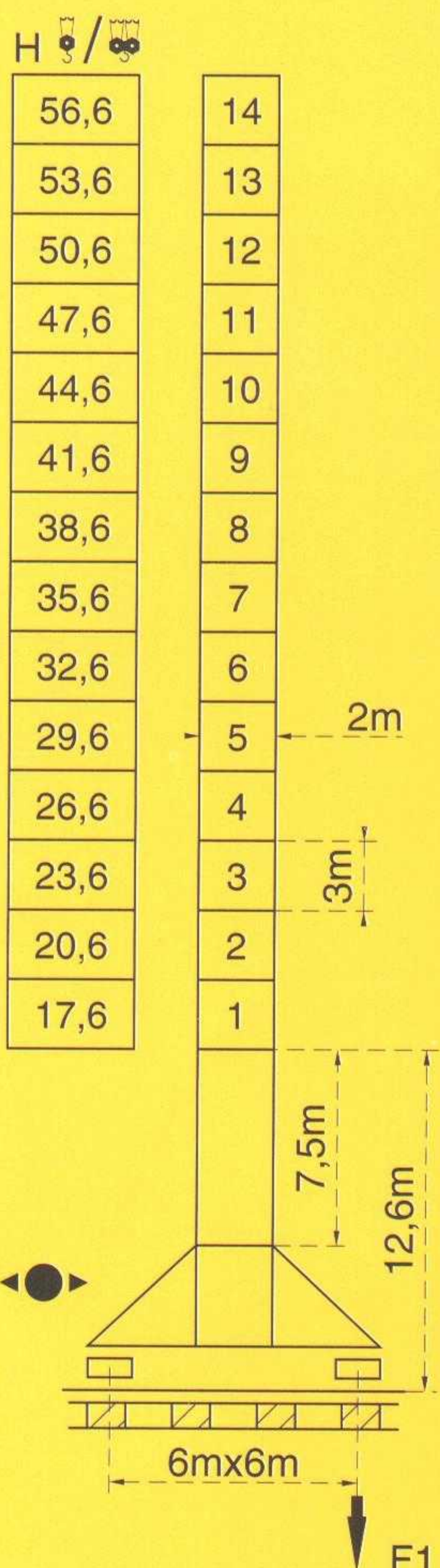
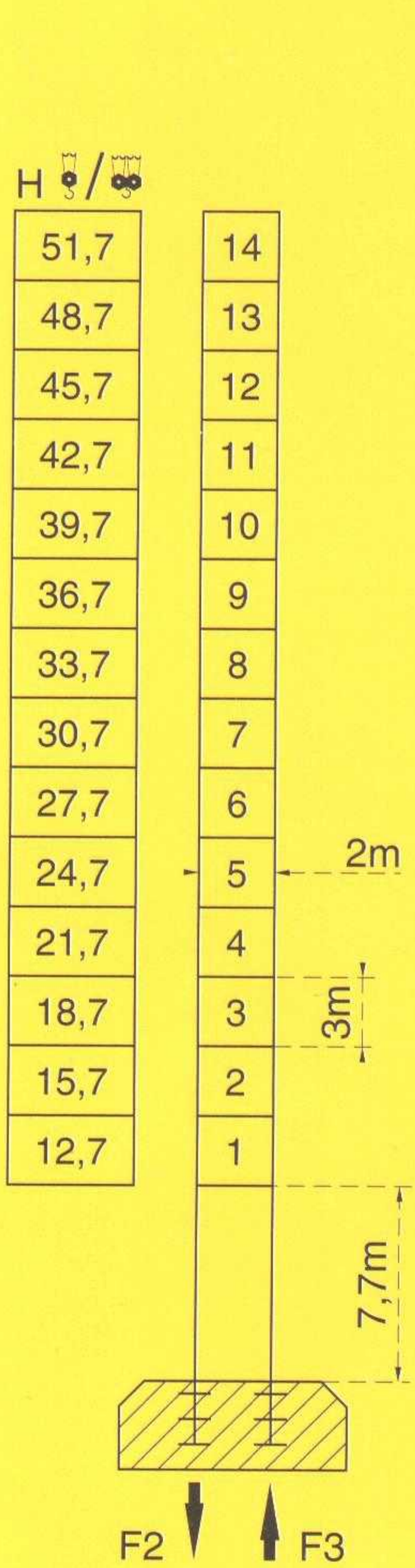
VA 654

PA 856

XA 857

YA 858

$$H_{\text{hook}} = H_{\text{hook}} + 0,7\text{m}$$



F = Reactions

- In service
- Out of service
- Without load and ballast with longest jib and maximum height.

F2	● 135 t	■ 140 t
F3	● 88 t	■ 94 t
	77,5 t	

F1	● 85 t	■ 95 t
	93 t	

F2	● 165 t	■ 213 t
F3	● 99 t	■ 157 t
	97,9 t	

XA 857

F1	● 113 t	■ 116 t
	102,9 t	


YA 858

F1	● 103 t	■ 121 t
	114,9 t	

Specification (Mechanisms)

Names	Models	Operating speeds m/min		Hoisting capacity t	Rope length	Motor kw (hp)
Hoisting	70 RCS 30	2 fall	0-40	6	533m	51.5 (70)
			0-80	3		
		4 fall	0-20	12	>533m*	
			0-40	6		
	120 LMD 30s	2 fall	0-65	6	621m	88 (120)
			0-130	3		
			0-260	1.5		
		4 fall	0-32.5	12	621m*	
			0-65	6		
			0-130	3		
	Trolleying	X96L	15-38-58			9.5
	Slewing	OMD 85	0-0.8r`p`m			2 x 8.8
Travelling	RT 443	Standard Velocity 12.5-25			4 x 3.7	

To be supplied as per client's specific requirements



This kind of coupling ensures accurate, easy and reliable connections between the standard masts.



One jib trolley can be switched from 2 to 4 fall reeving continuously.

SCM TOWER CRANES

FAR EAST SOLE AGENT 遠東總代理：



紹良(遠東)有限公司
Moreton (F.E.) Ltd.

香港灣仔洛克道 212-220 號洛洋閣商業大廈 19 樓 A 座

Blk A, 19/F., Lo Yong Court Comm'l Bldg., 212-220 Lockhard Road,

Wanchai, Hong Kong. Tel: (852) 2511-9268 Fax: (852) 2507-2272

SCM TOPKIT H3/36B