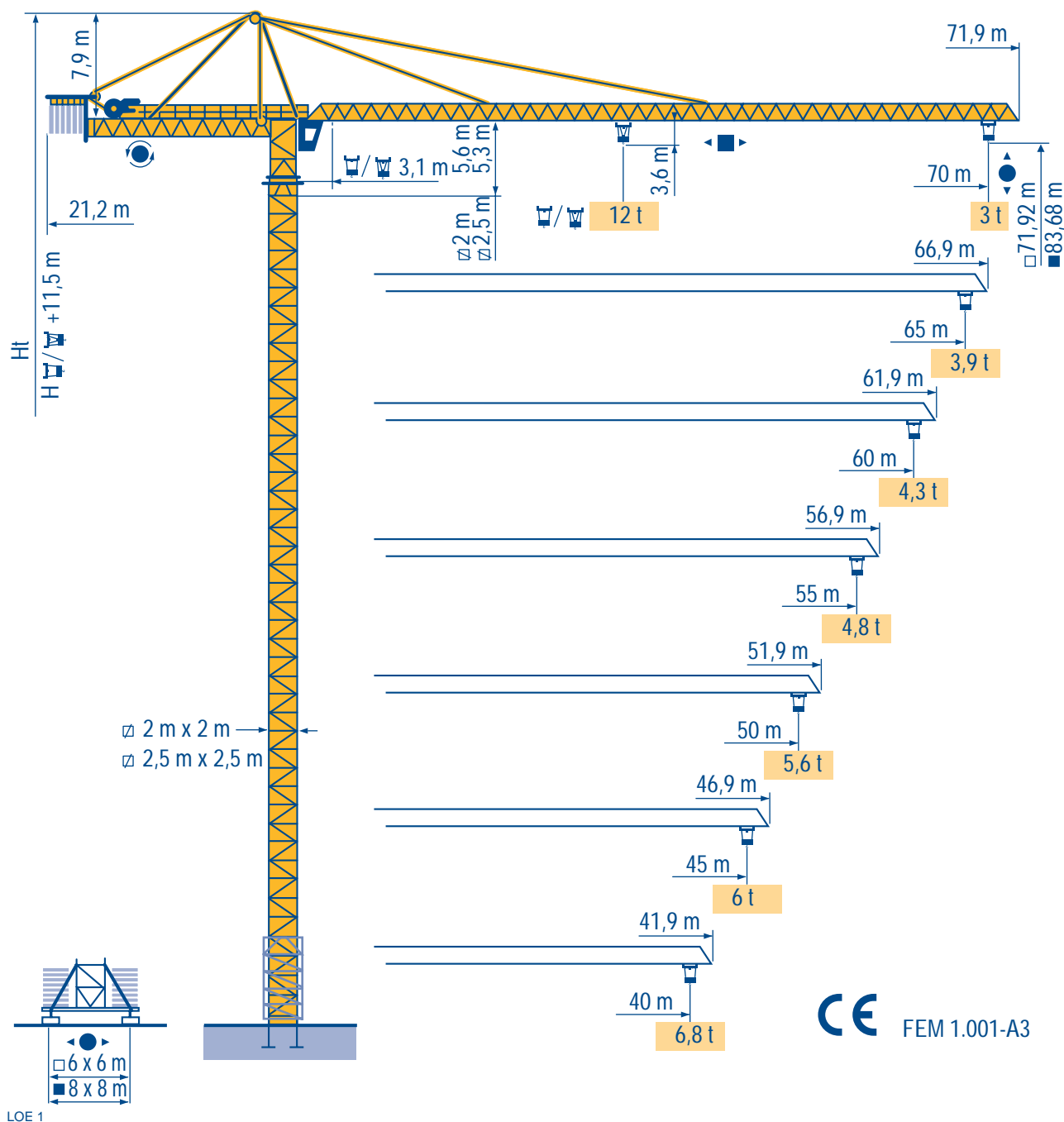


TOPKIT K30/30 C



HD



HDT



GTMR



CITY CRANE



TOPKIT MD



MR



MAXI MD



MAXI TOPKIT



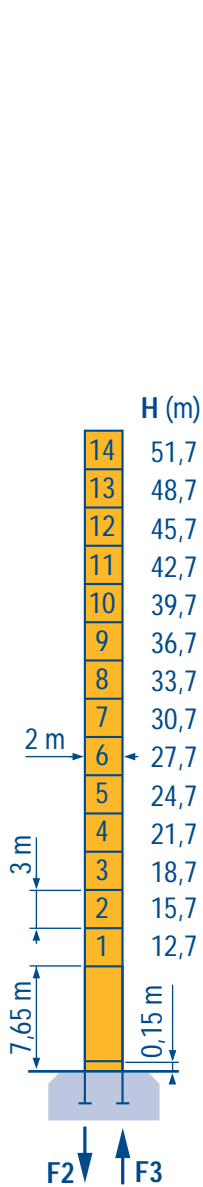
CE FEM 1.001-A3



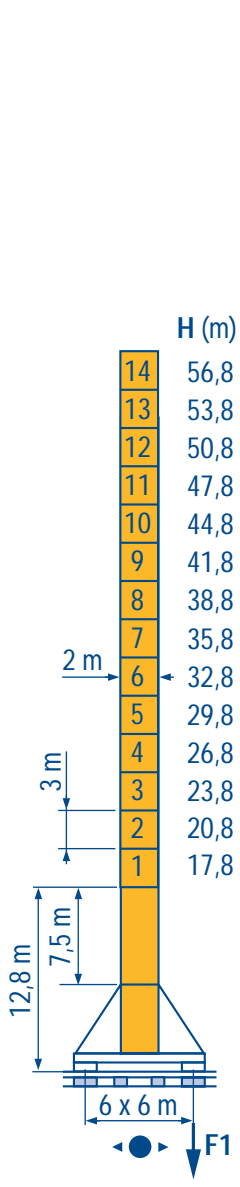
POTAIN

□ 2 m x 2 m

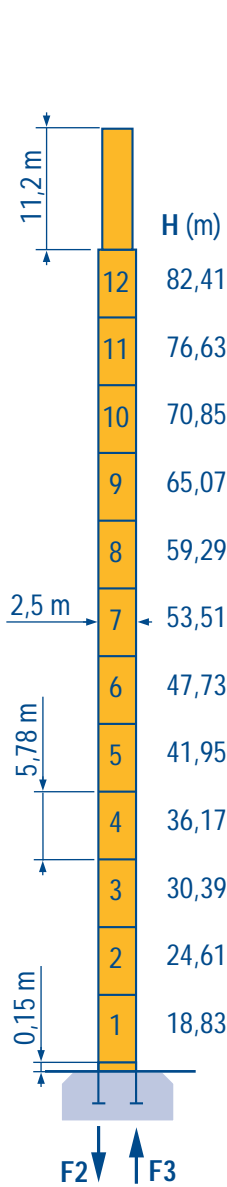
□ 2,5 m x 2,5 m



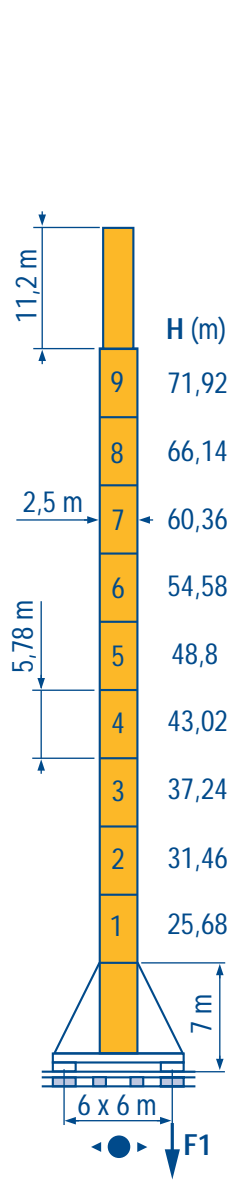
PA 683



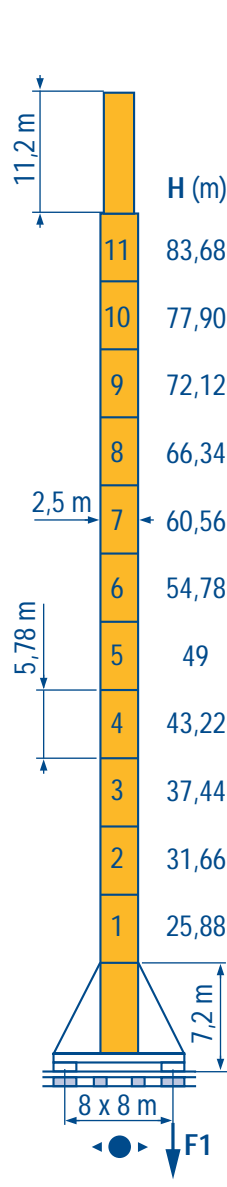
VB 683



PA 856



XA 857



YA 858

F2 ● 135 t ■ 124 t
F3 ● 92 t ■ 77 t

74 t

F1 ● 87 t ■ 86 t

87 t

F2 ● 165 t ■ 223 t
F3 ● 99 t ■ 163 t

99 t

F1 ● 113 t ■ 123 t

105 t

F1 ● 103 t ■ 126 t

116 t

LOE 1

● Réactions en service
■ Réactions hors service
▲ A vide sans lest avec flèche et hauteur maximum.

● Reaktionskräfte in Betrieb
■ Reaktionskräfte außer Betrieb
▲ Ohne Last und Ballast mit Maximalausleger und Maximalhöhe.

F Reactions in service
D Reactions out of service
Without load and ballast with longest jib and maximum height.

D Reacciones en servicio
Reacciones fuera de servicio
Sin carga, sin lastre con flecha y altura máxima.

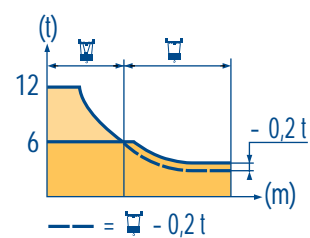
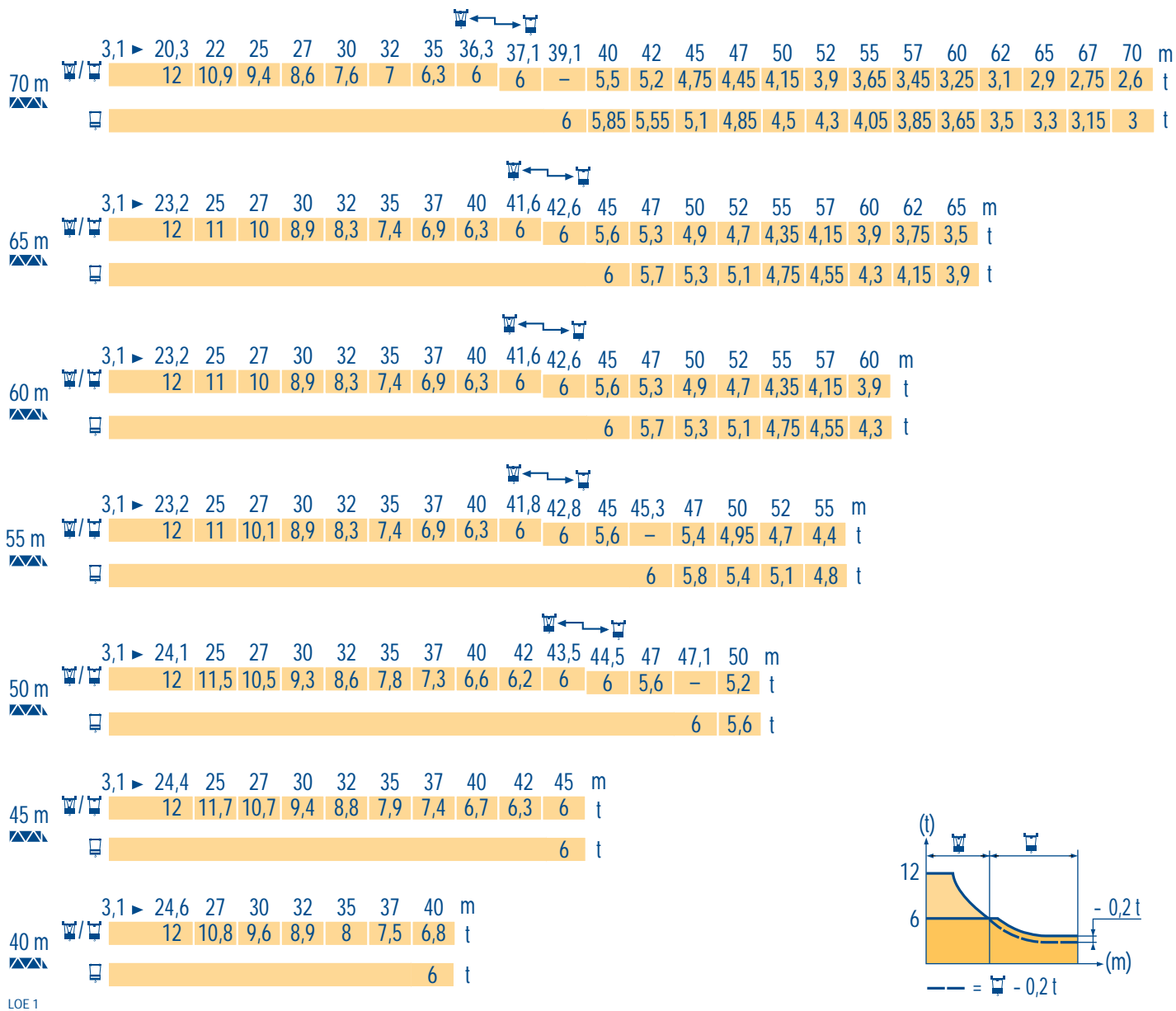
GB Reazioni in servizio
I Reazioni fuori servizio
A vuoto senza zavorra e con braccio massimo e altezza massima.

E 工作状态下的反应
C 非工作状态下的反应
空载, 无配重, 起重臂和高度均为最大值

Courbes de charges
Lastkurven

Load diagrams
Curvas de cargas

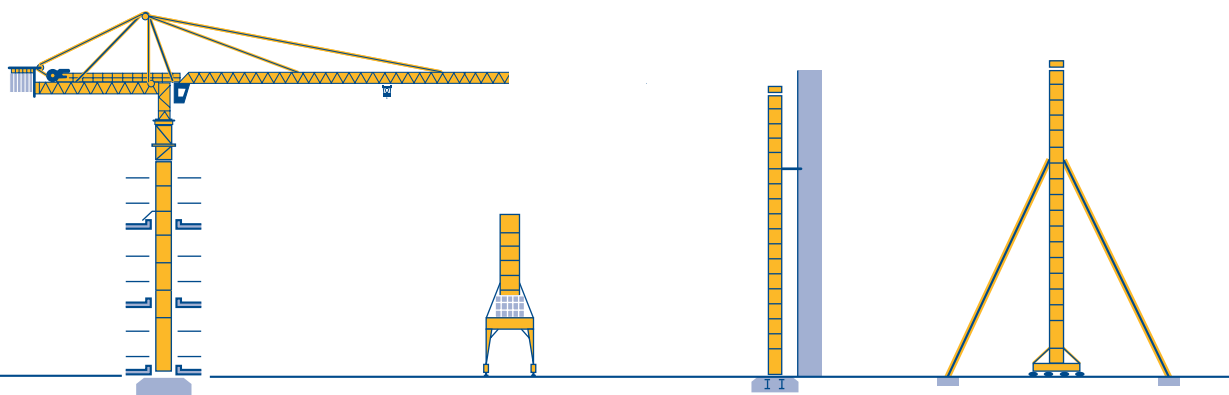
Curve di carico
负荷曲线



Autres implantations
Aufstellmöglichkeiten

Mounting possibilities
Otras implantaciones

Altre postazioni
其它安装



LOE 1

Nous consulter

Consult us

Consultateci

Auf Anfrage

Consultarnos

请向我方咨询

								ch - PS hp	kW		
	55 RCS 30	m/min	0 → 34	0 → 68	-	0 → 17	0 → 34	-	55	40,5	365 m > 365
		t	6	3	-	12	6	-			
	70 RCS 30	m/min	0 → 40	0 → 80	-	0 → 20	0 → 40	-	70	51	565 m > 565
		t	6	3	-	12	6	-			
	120 LMD 30 S	m/min	0 → 65	0 → 130	0 → 260	0 → 32,5	0 → 65	0 → 130	120	88	600 m > 600
		t	6	3	1,5	12	6	3			
	6 D3V 4	m/min	10 - 40 - 80						6	4,4	
	RTV	tr/min U/min rpm	0 → 0,7						2 x 12	2 x 8,8	
 R ≥ 13 m	VB 683 RT 443 A1 - 2V	m/min	15 - 30						4 x 5	4 x 3,7	
	TCV 649 ARC	m/min	10 - 50						4 x 6,8	4 x 5	
 R ≥ 20 m	XA 857 RT 544 A1 - 2V	m/min	13,5 - 27						4 x 7	4 x 5,2	
	TCV 649 ARC	m/min	10 - 50						4 x 6,8	4 x 5	
 R ≥ 32 m	YA 858 RT 544 A1 - 2V	m/min	13,5 - 27						4 x 7	4 x 5,2	
	TCV 649 ARC	m/min	10 - 50						4 x 6,8	4 x 5	

CEI 38		IEC 38	kVA	
400 V (+6% -10%) 50 Hz		55 RCS 30 : 90 kVA 70 RCS 30 : 110 kVA 120 LMD 30S : 160 kVA		84/534 - 87/405

 	Leverage Distribution Orientation Translation Conforme aux directives CEE 84/534 et 87/405 sur le niveau acoustique Nous consulter		Hoisting Trolleying Slewing Travelling In compliance with the EEC 84/534 and 87/405 Instructions on noise level Consult us		Sollevamento Distribuzione Rotazione Traslazione Conforme alle direttive CEE 84/534 e 87/405 sul livello acustico Consultateci	
 	Heben Katzfahren Schwenken Kranfahren Gemäss EWG-Richtlinien 84/534 und 87/405 für den Schall-Leistungspegel Auf Anfrage		Elevación Distribución Orientación Traslación Conforme con las directivas CEE 84/534 y 87/405 sobre el nivel acustico Consultarnos		起升 变幅 回转 行走 符合 CEE 84/534 - CEE 87/405 声晌度规定 请向我方咨询	

Réf. 1997.52 LOE 1



18.Rue de Charbonnières, B.P. 173-F
69132 ECULLY Cedex
Tél. (33)04.72.20.20.20
Fax (33)04.72.20.20.00
http://www.potain.fr
E-mail : mkt@potain.fr

TOPKIT K30/30 C

Copyright.Reproduction interdite © POTAIN 1997

Deutschland
POTAIN GmbH Tel : 06.105.704.0
Italia
POTAIN S.p.A. Tel : 039.65.631
China
Zhangjiagang POTAIN Tel : 520. 877.1451

Modificazioni riservate / Modifications réservées / Subject to modification / Änderungen vorbehalten / Réalisation SODIPE / Printed in France