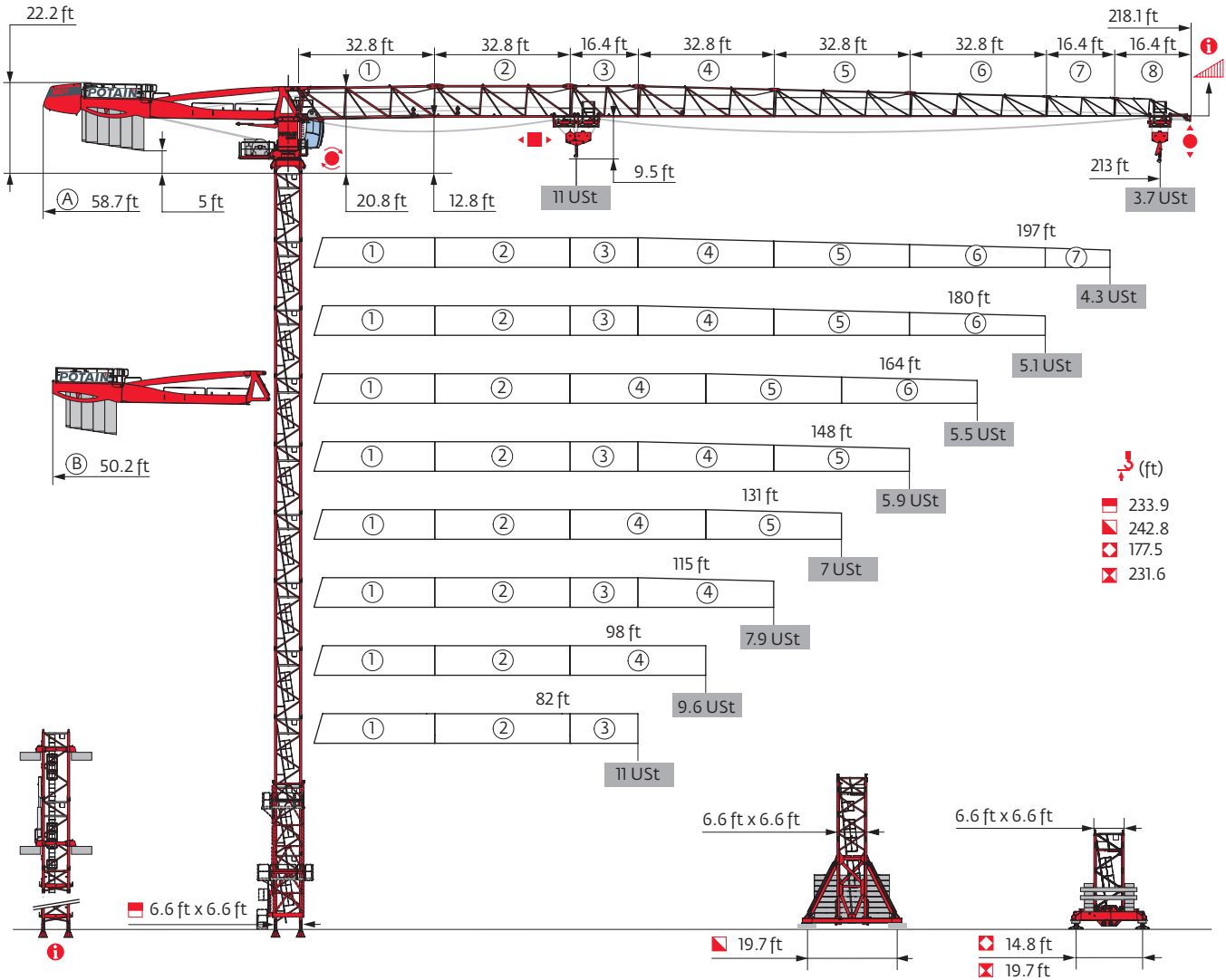





MDT 269 J10





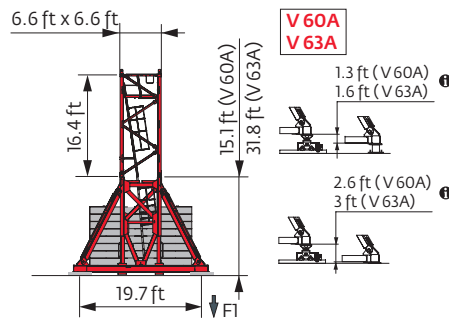
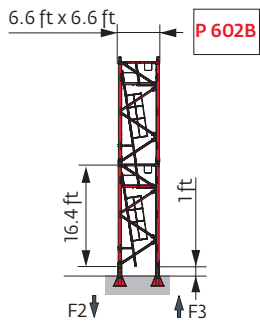
Potain Plus Power Control Top Site Top Tracing 3

Mast - Reactions


6.6 ft - P 602B									
Span (ft)	82	98	115	131	148	164	180	197	213
\downarrow (ft)	233.9	233.9	233.9	233.9	228.7	228.7	217.5	217.5	217.5
\downarrow/P_{\uparrow} (ft)	233.9	233.9	233.9	233.9	228.7	228.7	217.5	217.5	217.5
	10.9 ft	0	0	0	1	1	0	0	0
	16.4 ft	14	14	14	14	13	13	13	13
F2 (USt)	● 199	200	204	201	196	197	197	198	200
	■ 334	334	340	337	330	331	298	297	304
F3 (USt)	● 143	142	145	141	136	136	136	136	137
	■ 284	282	286	283	275	276	243	241	248

6.6 ft - V 60A - 									
Span (ft)	82	98	115	131	148	164	180	197	213
\downarrow (ft)	215.2	215.2	215.2	215.2	215.2	215.2	220.8	215.2	215.2
\downarrow/P_{\uparrow} (ft)	215.2	215.2	215.2	215.2	215.2	215.2	220.8	215.2	215.2
	10.9 ft	0	0	0	0	0	2	0	0
	16.4 ft	12	12	12	12	12	11	12	12
F1 (USt)	● 111	112	114	113	114	114	119	115	119
	■ 147	146	149	146	150	151	158	148	152


6.6 ft - V 63A - 									
Span (ft)	82	98	115	131	148	164	180	197	213
\downarrow (ft)	237.2	237.2	237.2	242.8	237.2	237.2	231.6	231.6	231.6
\downarrow/P_{\uparrow} (ft)	237.2	237.2	237.2	242.8	237.2	237.2	231.6	231.6	231.6
	10.9 ft	2	2	2	1	2	0	0	0
	16.4 ft	11	11	11	12	11	11	12	12
F1 (USt)	● 132	133	135	136	135	135	130	131	131
	■ 184	183	186	192	188	189	177	176	180

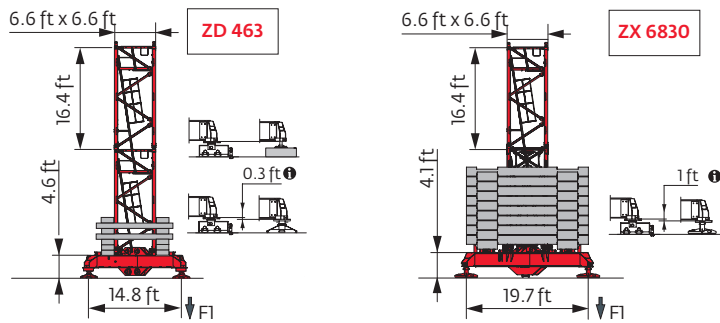


6.6 ft - ZD 463

WIND (ft)	82	98	115	131	148	164	180	197	213
\uparrow (ft)	177.5	177.5	177.5	177.5	171.9	171.9	166.3	166.3	166.3
$\uparrow/P+$ (ft)	177.5	177.5	171.9	177.5	171.9	171.9	166.3	166.3	161.1
	10.9 ft	2	2	2	0	0	1	1	1
	16.4 ft	9	9	9	9	10	10	9	9
FI (USt)	● 114	114	115	114	110	110	115	115	115
	■ 135	133	137	134	128	129	119	118	124

6.6 ft - ZX 6830

WIND (ft)	82	98	115	131	148	164	180	197	213
\uparrow (ft)	231.6	231.6	226	226	226	226	215.2	209.6	209.6
$\uparrow/P+$ (ft)	231.6	231.6	226	226	226	226	215.2	209.6	209.6
	10.9 ft	1	1	2	2	2	1	2	2
	16.4 ft	13	13	12	12	12	12	11	11
FI (USt)	● 125	126	123	120	123	123	115	112	112
	■ 172	171	166	163	168	169	149	141	145



Note: When "ASCE" is noted in this data sheet it is referring to 115 mph Wind Zone, Exposure B, Design Wind Speed = 98 mph. See back cover for design wind speed calculations.

i Motorized accesses: adapted mast compositions, base ballast and reactions.

Anchorage

i

Base ballast

Ust) / 6.6 ft - V 60A -

(ft)	82	98	115	131	148	164	180	197	213
220.8	145.5								
215.2	145.5	145.5	145.5	145.5	145.5	145.5	132.3	132.3	145.5
198.8	119.1	119.1	119.1	105.8	105.8	119.1	105.8	105.8	105.8
182.4	92.6	92.6	92.6	79.4	79.4	79.4	92.6	92.6	92.6
166	79.4	79.4	79.4	66.1	66.1	66.1	79.4	79.4	79.4
149.6	66.1	66.1	66.1	52.9	52.9	52.9	66.1	66.1	66.1
133.2	52.9	52.9	52.9	39.7	39.7	52.9	52.9	52.9	52.9
116.8	39.7	52.9	52.9	52.9	39.7	39.7	39.7	39.7	39.7
100.4	39.7	52.9	52.9	52.9	39.7	39.7	39.7	26.5	26.5
84	39.7	52.9	52.9	52.9	39.7	39.7	39.7	26.5	26.5
67.6	39.7	52.9	52.9	52.9	39.7	39.7	39.7	26.5	26.5

Ust) / 6.6 ft - V 63A -

(ft)	82	98	115	131	148	164	180	197	213
242.8	198.4								
237.2	198.4	198.4	198.4	198.4	198.4	198.4			
231.6	185.2	185.2	185.2	185.2	185.2	185.2	172	172	172
215.2	145.5	145.5	145.5	145.5	145.5	145.5	145.5	132.3	145.5
198.8	119.1	119.1	119.1	119.1	119.1	119.1	105.8	119.1	119.1
182.4	92.6	92.6	92.6	92.6	92.6	92.6	92.6	92.6	92.6
166	79.4	79.4	79.4	66.1	66.1	66.1	79.4	79.4	79.4
149.6	66.1	66.1	66.1	52.9	52.9	52.9	66.1	66.1	66.1
133.2	52.9	52.9	52.9	39.7	39.7	39.7	52.9	52.9	52.9
116.8	39.7	39.7	39.7	39.7	39.7	39.7	39.7	39.7	39.7
100.4	39.7	39.7	39.7	39.7	39.7	39.7	39.7	26.5	26.5
84	39.7	39.7	39.7	39.7	39.7	39.7	39.7	26.5	26.5
67.6	39.7	39.7	39.7	39.7	39.7	39.7	39.7	26.5	26.5

Ust) / 6.6 ft - ZD 463 -

(ft)	82	98	115	131	148	164	180	197	213
177.5	137.8	137.8	137.8	132.3					
171.9	132.3	126.8	132.3	126.8	121.3	121.3			
166.3	126.8	121.3	126.8	121.3	115.7	115.7	132.3	132.3	132.3
149.9	104.7	104.7	104.7	99.2	93.7	93.7	110.2	110.2	110.2
133.5	88.2	88.2	88.2	88.2	82.7	82.7	88.2	93.7	88.2
117.1	77.2	88.2	88.2	88.2	82.7	82.7	77.2	71.7	71.7
100.7	77.2	88.2	88.2	88.2	82.7	82.7	77.2	66.1	60.6
84.3	77.2	88.2	88.2	88.2	82.7	82.7	77.2	66.1	60.6
67.9	77.2	88.2	88.2	88.2	82.7	82.7	77.2	66.1	60.6

Ust) / 6.6 ft - ZX 6830 -

(ft)	82	98	115	131	148	164	180	197	213
231.6	177.5	177.5							
226	166.5	166.5	166.5	155.4	166.5	166.5			
215.2	144.4	144.4	144.4	133.4	144.4	144.4	133.4		
209.6	133.4	133.4	133.4	122.4	133.4	133.4	122.4	122.4	122.4
193.2	100.3	100.3	100.3	89.3	100.3	100.3	100.3	100.3	100.3
176.8	78.3	78.3	78.3	78.3	67.2	67.2	78.3	89.3	89.3
160.4	67.2	67.2	67.2	56.2	56.2	56.2	67.2	67.2	67.2
144	56.2	45.2	45.2	45.2	45.2	45.2	56.2	56.2	56.2
127.6	45.2	45.2	45.2	45.2	45.2	45.2	45.2	34.2	34.2
111.2	34.2	45.2	45.2	45.2	45.2	45.2	45.2	23.2	23.2
94.8	34.2	45.2	45.2	45.2	45.2	45.2	45.2	23.2	23.2
78.4	34.2	45.2	45.2	45.2	45.2	45.2	45.2	23.2	23.2
62	34.2	45.2	45.2	45.2	45.2	45.2	45.2	23.2	23.2

Load curves



(ft)			72	82	89	98	105	115	121	131	138	148	154	164	171	180	187	197	203	213	ft
AVAIL	11 USt	5.5 USt																			
213	10 → 75	137 - 148	11	10	9.1	8.1	7.5	6.8	6.4	5.8	5.5	5.5	5.2	4.8	4.6	4.3	4.1	3.8	3.7	3.5	USt
	10 → 79	141 - 151	11	10.6	9.7	8.6	7.9	7.1	6.6	6	5.6	5.5	5.4	5	4.8	4.5	4.3	4	3.9	3.7	USt P+
197	10 → 79	145 - 155	11	10.6	9.7	8.7	8.1	7.3	6.8	6.2	5.9	5.5	5.5	5.1	4.9	4.6	4.4	4.1			USt
	10 → 83	148 - 158	11	11	10.2	9.1	8.4	7.5	7	6.4	6	5.5	5.5	5.3	5.1	4.7	4.5	4.3			USt P+
180	10 → 79	145 - 157	11	10.6	9.7	8.6	8	7.2	6.8	6.2	5.9	5.5	5.5	5.2	5	4.7					USt
	10 → 84	156 - 168	11	11	10.4	9.2	8.6	7.8	7.3	6.7	6.4	5.9	5.6	5.5	5.4	5.1					USt P+
164	10 → 79	142 - 152	11	10.5	9.6	8.5	7.9	7.1	6.6	6	5.7	5.5	5.4	5.1							USt
	10 → 82	152 - 164	11	10.9	10.1	9	8.4	7.6	7.2	6.6	6.2	5.7	5.5	5.5							USt P+
148	10 → 79	143 - 148	11	10.5	9.6	8.5	7.9	7.1	6.7	6.1	5.7	5.5									USt
	10 → 82		11	11	10.2	9.1	8.5	7.7	7.2	6.6	6.3	5.8									USt P+
131	10 → 81		11	10.9	10.1	9	8.3	7.5	7.1	6.5											USt
	10 → 86		11	11	10.6	9.5	8.9	8	7.6	6.9											USt P+
115	10 → 79		11	10.6	9.7	8.7	8.1	7.3													USt
	10 → 84		11	11	10.4	9.3	8.6	7.8													USt P+
98	10 → 82		11	11	10.1	9															USt
	10 → 86		11	11	10.7	9.5															USt P+
82	10 → 81		11	10.9																	USt
	10 → 82		11	10.9																	USt P+

$U_{L2} = U_L - 0.5 \text{ USt max.}$

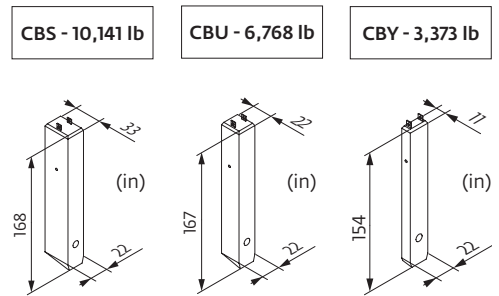


(ft)			72	82	89	98	105	115	121	131	138	148	154	164	171	180	187	197	203	213	ft
AVAIL	11 USt	5.5 USt																			
213	8 → 75	139 - 139	11	10	9.2	8.2	7.6	6.9	6.4	5.9	5.6	5.2	4.9	4.5	4.3	4	3.8	3.5	3.3	3.1	USt
	8 → 80	142 - 143	11	10.7	9.8	8.6	8	7.2	6.7	6.1	5.7	5.3	5	4.7	4.5	4.2	4	3.7	3.5	3.3	USt P+
197	8 → 80	147 - 148	11	10.7	9.8	8.7	8.1	7.3	6.9	6.3	5.9	5.5	5.2	4.8	4.6	4.2	4	3.8			USt
	8 → 83	149 - 151	11	11	10.3	9.2	8.4	7.6	7.1	6.5	6.1	5.6	5.4	5	4.7	4.4	4.2	4			USt P+
180	8 → 79	147 - 151	11	10.6	9.8	8.7	8.1	7.3	6.9	6.3	5.9	5.5	5.3	5	4.7	4.4					USt
	8 → 84	158 - 161	11	11	10.4	9.3	8.7	7.9	7.4	6.8	6.4	6	5.7	5.4	5.2	4.8					USt P+
164	8 → 79	143 - 146	11	10.6	9.7	8.6	8	7.2	6.7	6.1	5.8	5.4	5.2	4.8							USt
	8 → 82	154 - 157	11	11	10.2	9.1	8.5	7.7	7.2	6.6	6.3	5.8	5.5	5.3							USt P+
148	8 → 79	144 - 148	11	10.6	9.7	8.6	8	7.2	6.7	6.2	5.8	5.5									USt
	8 → 83		11	11	10.3	9.2	8.6	7.8	7.3	6.7	6.3	5.9									USt P+
131	8 → 82		11	11	10.1	9	8.4	7.6	7.1	6.5											USt
	8 → 86		11	11	10.7	9.6	8.9	8.1	7.6	7											USt P+
115	8 → 80		11	10.7	9.8	8.8	8.1	7.4													USt
	8 → 84		11	11	10.5	9.4	8.7	7.9													USt P+
98	8 → 83		11	11	10.2	9.1															USt
	8 → 87		11	11	10.8	9.6															USt P+
82	8 → 81		11	10.9																	USt
	8 → 82		11	11																	USt P+

$U_{L2} = U_L - 0.14 \text{ USt max.}$

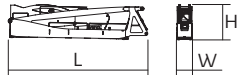

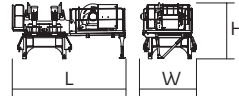

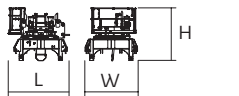


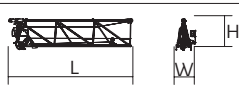
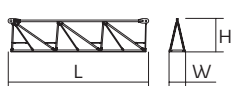

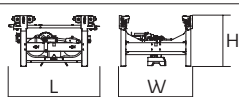

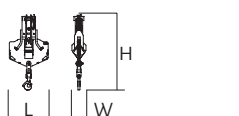

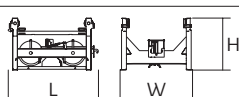

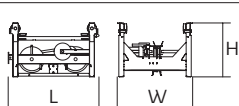


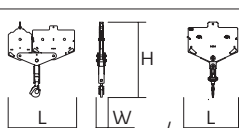


Jib weight & counter-jib ballast

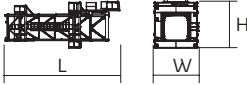

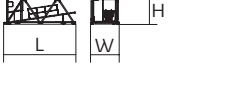




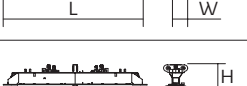
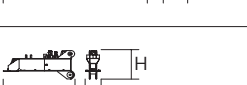
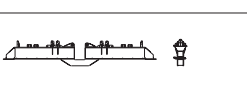
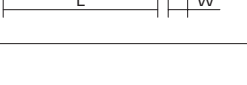
AVAIL	(lb) (+/- 5%)								
				10,141 lb	3,373 lb	(lb)	6,768 lb	3,373 lb	(lb)
213 ft	27,183	26,610	27,326	5	1	54,079	7	2	54,123
197 ft	26,698	26,125	26,841	5	1	54,079	7	2	54,123
180 ft	25,838	25,331	25,993	5	0	50,706	7	1	50,750
164 ft	23,744	23,237	23,898	4	1	43,938	6	1	43,982
148 ft	24,030	23,523	24,185	4	1	43,938	6	1	43,982
131 ft	21,936	21,429	22,090	4	0	40,565	6	0	40,609
115 ft	21,605	21,098	21,760	3	2	37,170	5	1	37,214
98 ft	19,775	19,268	19,930	3	1	33,797	5	0	33,841
82 ft	18,695	18,188	18,850	3	0	30,424	4	1	30,446



Dimensions and weight

Slewing crane part :  213 ft -  50 LVF  x 6  x 5

Slewing crane part			L (ft)	W (ft)	H (ft)	lb (+/- 5%)
Counter-jib		Ⓐ Ⓑ	36.1 36.1	3.8 3.8	8.1 8.1	19,213 18,629
Cab mast + cab		Ultra View	16.1	7.3	8.2	11,684
Towerhead + Hoisting winch (+ rope)		 6.6 ft 50 LVF	16.9	8.2	9.1	18,993
Towerhead		 6.6 ft	9.3	8.1	8.1	11,684
Hoisting winch (+ rope)		90 HPL™	14	7.5	7.6	9,680
Jib section		① 6 DVF	35.5	5.6	8.9	7,760
Jib section		② ④ ⑤ ⑥	33.8 33.5 33.6 33.4	3.9 3.9 3.9 3.9	7.9 7.8 6.9 6	5,335 3,439 2,723 1,753
Jib section		③ ⑦ ⑧	17.3 16.7 16.7	3.9 3.9 3.9	7.8 5 4.6	2,116 683 485
Trolley		 11 USt	6.1	5	3.4	882
Pulley block		 11 USt	3.3	1.4	6.6	694
Trolley		 11 USt	5.2	5	3.2	463
Trolley		 11 USt  5.5 USt	5.6 6.1	5 5	3.4 3.2	540 520
Pulley block		 11 USt  5.5 USt	5.4 3.6	0.7 0.5	5.6 4.9	717 430

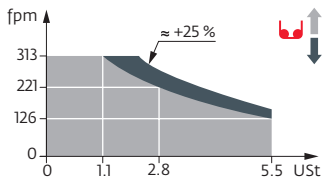
Crane tower		L (ft)	W (ft)	H (ft)	lb (+/- 5%)	
Telescopic cage T 61		□ 6.6 ft	35.5	13.6	14.7	21,385
K 649B KM 649E		□ 6.6 ft	33.6 33.8	6.8 6.7	6.7 6.7	11,663 10,692
KR 649A KRMT 649A K 649A KMT 649A		□ 6.6 ft	17.2 17.2 17.2 17.2	6.9 6.9 6.8 6.8	6.8 6.8 6.7 6.7	7,165 6,724 6,184 5,666
K 649C KMT 649C KRMT 649C		□ 6.6 ft	11.7 11.7 11.7	6.8 6.8 6.9	6.7 6.7 6.8	4,376 4,542 5,401
Fixing angles		P 602B	2.1	2.1	4.2	650
Basic mast unit		V 60A V 63A	16.4 32.9	7.9 7.9	7.9 7.9	9,674 16,502
Struts		V 60A V 63A	14.8 14.8	1 1.1	1 1.1	919 1,135
Half-bearer		V 60A V 63A	22 22	2.3 2.3	7.6 7.6	3,519 4,079
Cross girder		ZD 463	25.1	3.8	4.5	7,904
1/2 Cross girder		ZD 463	11.2	2.3	4.4	3,649
Cross girder		ZX 6830	29.9 29.9	2.5 3.7	4.9 3.6	12,004 11,607

Mechanisms

480 V - 60 Hz											hp	kW			
	50 LVF 25 Optima	fpm	126	166	221	313	66	85	115	157	50	37	1,827 ft		
		USt	5.5	4.1	2.8	1.1	11	8.3	5.5	2.5					
	90 HPL™ 25	fpm	213	279	392	518	707	110	146	203	271	353	90	66	3,136 ft
		USt	5.5	4.1	2.8	1.4	0.4	11	8.3	5.5	2.8	1.3			
	6 DVF 4 Optima	fpm	0 → 164 (11 USt) 0 → 328 (6.6 USt) 0 → 394 (3.3 USt)									5.5	4		
	RVF 162 Optima+	rpm	0 → 0.9									2 x 7.5	2 x 5.5		

	IEC 60204-32		kVA
480 V (+6% -10%) 60 Hz		50 LVF: 58 → 38 kVA 90 HPL™: 90 → 54 kVA	


50 LVF 25 Optima



These mast combinations meet the EN 14439 and ASME B30.3-2016 specifications for "out of service" wind conditions, provided the illustrated wind speed matches required design wind speed for the location of the tower crane. The "out of service" design wind speed was determined in accordance with ASCE 7-10, Figure 26.5-1A. The wind velocity, used for this configuration was 98 mph (158 kph), which represents a nominal design 3-second wind gust at 33 ft (10 m) above ground for Exposure B category. A factor of 0.85 was applied to the 700-year ultimate design wind speed of 115 mph (185 kph), per ASCE 37-02, with the assumption that this crane is considered a temporary structure used during a construction period of 2 years or less.

- Jib elevation
- Standard equipment
- Options
- Potain Plus function: Plus load curves
- Hook heights with Plus load curves
- Reactions in service
- Reactions out of service
- Total ballast weight
- Jib weight
- Lorry 44 ft
- Container High Cube 40 ft, and/or Flat Rack 20 ft
- Hoisting
- Trolleying
- Slewing
- Travelling
- Required power
- Power Control Function: winch speeds adapted to the available power
- Consult us

This commercial document is not legally binding. For any technical information, please refer to the corresponding instructions.



© 2021 The Manitowoc Company, Inc.
www.manitowoc.com